


Cover Front RH/LH

Inspection using CMM measurement tools and also a dial indicator to be able to measure directly. For measurements with CMM given three reference points to get coordinates on the car.

This fixture is used as a tool to check the quality of the size and function of cars vehicle interior product




Cover Rear RH/LH




Surround Front RH/LH

Bezel Front & Rear RH/LH



Some of these Checking Fixtures can work for single products and also for sub-assembling. Basic reference measurement data are listed directly on the fixture along with the method of using the fixture, both visual and numerical. So that it can facilitate the operator.



Surround Rear RH/LH